

ภาคผนวกที่ 4

เอกสารการสอบเทียบความถูกต้องของเครื่องมือ

**ตารางสรุปรายการเอกสารการสอบเทียบความถูกต้องของเครื่องมือเก็บตัวอย่าง
และเครื่องมือตรวจวิเคราะห์คุณภาพสิ่งแวดล้อม**

รายการตรวจวัด	เครื่องมือเก็บตัวอย่าง	เครื่องมือตรวจวิเคราะห์
	ชื่อเครื่องมือ	ชื่อเครื่องมือ
1. คุณภาพอากาศในบรรยากาศ		
TSP	High Volume Air Sampler No. B09, B12, B21	Digital Balance
PM ₁₀	High Volume PM ₁₀ Sampler No. B10, B21, B31	Digital Balance
2. ระดับเสียงในบรรยากาศ		
L _{eq} 8 hr L _{eq} 24 hr, L _{max} และ L ₉₀	Acoustic Calibrator Sound Level Meter No. ACO-B36	-
3. คุณภาพน้ำทิ้ง		
pH	-	pH Meter
Total Suspended Solids	-	Digital Balance
BOD ₅	-	BOD Analyzer
Grease & Oil	-	Digital Balance
4. คุณภาพน้ำทะเล		
pH	-	pH Meter
Temperature	-	Thermometer
Turbidity	-	Turbidity Meter
Total Suspended Solids	-	Digital Balance
Grease & Oil	-	Digital Balance
Total Coliform Bacteria	-	Incubator

ลำดับที่ 1

คุณภาพอากาศในบรรยากาศ



บริษัท เอส.พี.เอส. คอนซัลติ้ง เซอร์วิส จำกัด
S.P.S. CONSULTING SERVICE CO., LTD.
7 ซอยพหลโยธิน 24 ถนนพหลโยธิน แขวงจอมพล เขตจตุจักร กรุงเทพฯ 10900
7 Soi Phaholyothin 24, Phaholyothin Rd., Jompol, Chatuchak, Bangkok 10900
Tel : (662) 939-4370-72, Fax : (662) 513-4221, E-mail : sale@spscon.com, www.spscon.com

High Volume Air Sampler Calibration Report

Calibration Method : Multipoint Orifice Flow Transfer Standard

Model : TE 5025A

S/N : 3611

Calibration Data

High Volume Air Sampler Data		Calibration Data		
Recorder No.	Blower No.	Date	Actual Flowrate (ft ³ /min)	R ²
B01	B01	01/02/2023	y = 1.278x-5.652	0.997
B02	B02	02/02/2023	y = 1.147x+0.663	0.999
B03	B03	01/02/2023	y = 1.123x-0.622	0.995
B04	B04	01/02/2023	y = 1.229x-4.835	0.996
B05	B05	02/02/2023	y = 1.280x-6.358	0.997
B06	B06	01/02/2023	y = 1.251x-5.438	0.999
B07	B07	03/02/2023	y = 1.165x-3.515	0.996
B08	B08	03/02/2023	y = 1.269x-7.559	0.997
B09	B09	01/02/2023	y = 1.198x-2.843	0.998
B10	B10	01/02/2023	y = 1.128x+0.785	0.999
B11	B11	02/02/2023	y = 1.138x-1.752	0.999
B12	B12	01/02/2023	y = 1.195x-4.080	0.998
B13	B13	01/02/2023	y = 1.254x-5.913	0.999
B14	B14	03/02/2023	y = 1.291x-7.822	0.999
B15	B15	01/02/2023	y = 1.149x-1.829	0.997
B16	B16	01/02/2023	y = 1.287x-7.502	0.997
B17	B17	02/02/2023	y = 1.207x-4.147	1.000
B18	B18	01/02/2023	y = 1.277x-7.238	0.999
B19	B19	03/02/2023	y = 1.243x-6.520	0.995
B20	B20	01/02/2023	y = 1.267x-7.055	1.000
B21	B21	03/02/2023	y = 1.141x-1.101	0.999
B22	B22	03/02/2023	y = 1.221x-5.534	0.996
B23	B23	02/02/2023	y = 1.197x-4.328	0.995
B24	B24	01/02/2023	y = 1.159x-2.269	0.999
B25	B25	01/02/2023	y = 1.050x+2.684	0.998
B26	B26	03/02/2023	y = 1.253x-6.203	0.997
B27	B27	03/02/2023	y = 1.220x-5.822	0.997
B28	B28	01/02/2023	y = 1.251x-6.762	0.999
B29	B29	01/02/2023	y = 1.201x-3.793	0.998
B30	B30	03/02/2023	y = 1.242x-6.540	0.995
B31	B31	03/02/2023	y = 1.255x-6.608	0.999
B32	B32	02/02/2023	y = 1.249x-6.292	0.997
B33	B33	02/02/2023	y = 1.260x-5.168	0.997
B34	B34	01/02/2023	y = 1.272x-7.454	1.000



บริษัท เอส.พี.เอส. คอนซัลติ้ง เซอร์วิส จำกัด
S.P.S. CONSULTING SERVICE CO., LTD.
7 ซอยพหลโยธิน 24 ถนนพหลโยธิน แขวงจอมพล เขตจตุจักร กรุงเทพฯ 10900
7 Soi Phaholyothin 24, Phaholyothin Rd., Jompol, Chatuchak, Bangkok 10900
Tel : (662) 939-4370-72, Fax : (662) 513-4221, E-mail : sale@spscon.com., www.spscon.com

High Volume PM-10 Air Sampler Calibration Report

Calibration Method : Multipoint Orifice Flow Transfer Standard

Model : TE 5025A

S/N : 3611

Calibration Data

High Volume PM-10 Data		Calibration Data		
Recorder No.	Blower No.	Date	Actual Flowrate (ft ³ /min)	R ²
B01	B01	02/02/2023	y = 1.210x-0.261	0.997
B02	B02	02/02/2023	y = 1.046x+2.414	0.998
B03	B03	02/02/2023	y = 1.199x-4.047	0.996
B04	B04	02/02/2023	y = 1.288x-7.602	0.997
B05	B05	01/02/2023	y = 1.222x-4.886	1.000
B06	B06	01/02/2023	y = 1.210x-3.612	0.996
B07	B07	03/02/2023	y = 1.270x-6.088	0.999
B08	B08	01/02/2023	y = 1.277x-5.288	0.998
B09	B09	03/02/2023	y = 1.289x-6.478	0.999
B10	B10	03/02/2023	y = 1.266x-8.106	0.997
B11	B11	01/02/2023	y = 1.258x-6.917	0.995
B12	B12	02/02/2023	y = 1.192x-3.640	0.998
B13	B13	02/02/2023	y = 1.289x-7.913	0.998
B14	B14	02/02/2023	y = 1.250x-4.233	0.999
B15	B15	01/02/2023	y = 1.118x+0.802	0.999
B16	B16	03/02/2023	y = 1.297x-3.106	0.998
B17	B17	01/02/2023	y = 1.204x-4.477	0.996
B18	B18	02/02/2023	y = 1.176x-1.624	0.998
B19	B19	02/02/2023	y = 1.097x+1.230	0.999
B20	B20	03/02/2023	y = 1.188x-4.372	0.999
B21	B21	03/02/2023	y = 1.156x-0.146	0.996
B22	B22	03/02/2023	y = 1.269x-6.647	0.998
B23	B23	02/02/2023	y = 1.197x-2.685	1.000
B24	B24	02/02/2023	y = 1.251x-6.437	0.995
B25	B25	01/02/2023	y = 1.144x-2.851	0.997
B26	B26	01/02/2023	y = 1.249x-5.704	0.996
B27	B27	01/02/2023	y = 1.241x-5.428	0.997
B28	B28	01/02/2023	y = 1.198x-4.626	0.998
B29	B29	02/02/2023	y = 1.244x-7.658	0.997
B30	B30	02/02/2023	y = 1.246x-7.229	0.997
B31	B31	02/02/2023	y = 1.178x-0.243	0.995
B32	B32	03/02/2023	y = 1.201x-2.954	0.998
B33	B33	03/02/2023	y = 1.168x-1.341	0.997
B34	B34	01/02/2023	y = 1.237x-2.684	0.995



บริษัท เอส.พี.เอส. คอนซัลติ้ง เซอร์วิส จำกัด
S.P.S. CONSULTING SERVICE CO., LTD.
7 ซอยพหลโยธิน 24 ถนนพหลโยธิน แขวงจอมพล เขตจตุจักร กรุงเทพฯ 10900
7 Soi Phaholyothin 24, Phaholyothin Rd., Jompol, Chatuchak, Bangkok 10900
Tel : (662) 939-4370-72, Fax : (662) 513-4221, E-mail : sale@spscor.com, www.spscor.com

High Volume Air Sampler Calibration Report

Calibration Method : Multipoint Orifice Flow Transfer Standard

Model : TE 5025A

S/N : 3611

Calibration Data

High Volume Air Sampler Data		Calibration Data		
Recorder No.	Blower No.	Date	Actual Flowrate (ft ³ /min)	R ²
B01	B01	03/05/2023	y = 1.313x-6.873	0.998
B02	B02	03/05/2023	y = 1.116x+2.378	0.999
B03	B03	03/05/2023	y = 1.102x-0.827	0.997
B04	B04	02/05/2023	y = 1.246x-6.815	0.999
B05	B05	02/05/2023	y = 1.331x-9.589	0.998
B06	B06	04/05/2023	y = 1.282x-7.814	0.999
B07	B07	03/05/2023	y = 1.194x-5.233	0.999
B08	B08	03/05/2023	y = 1.274x-8.294	0.998
B09	B09	01/05/2023	y = 1.221x-3.849	0.997
B10	B10	01/05/2023	y = 1.181x-2.610	0.997
B11	B11	02/05/2023	y = 1.154x-1.998	0.998
B12	B12	02/05/2023	y = 1.200x-4.528	0.999
B13	B13	02/05/2023	y = 1.216x-4.270	0.998
B14	B14	02/05/2023	y = 1.326x-8.548	1.000
B15	B15	02/05/2023	y = 1.222x-5.693	0.997
B16	B16	01/05/2023	y = 1.287x-7.502	0.997
B17	B17	01/05/2023	y = 1.255x-6.198	0.999
B18	B18	02/05/2023	y = 1.243x-6.744	0.997
B19	B19	01/05/2023	y = 1.320x-8.840	0.999
B20	B20	03/05/2023	y = 1.245x-6.585	0.998
B21	B21	03/05/2023	y = 1.186x-3.464	0.999
B22	B22	03/05/2023	y = 1.297x-8.592	0.997
B23	B23	02/05/2023	y = 1.216x-4.912	0.998
B24	B24	02/05/2023	y = 1.144x-1.869	0.999
B25	B25	02/05/2023	y = 1.079x+1.654	0.999
B26	B26	02/05/2023	y = 1.218x-5.191	0.997
B27	B27	02/05/2023	y = 1.225x-5.812	0.998
B28	B28	02/05/2023	y = 1.305x-8.342	0.999
B29	B29	02/05/2023	y = 1.285x-8.182	0.996
B30	B30	02/05/2023	y = 1.299x-8.294	0.997
B31	B31	03/05/2023	y = 1.270x-6.531	0.998
B32	B32	02/05/2023	y = 1.249x-6.292	0.997
B33	B33	01/05/2023	y = 1.260x-7.688	0.997
B34	B34	02/05/2023	y = 1.291x-8.548	0.999



บริษัท เอส.พี.เอส. คอนซัลติ้ง เซอร์วิส จำกัด
S.P.S. CONSULTING SERVICE CO., LTD.
7 ซอยพหลโยธิน 24 ถนนพหลโยธิน แขวงจอมพล เขตจตุจักร กรุงเทพฯ 10900
7 Soi Phaholyothin 24, Phaholyothin Rd., Jompol, Chatuchak, Bangkok 10900
Tel : (662) 939-4370-72, Fax : (662) 513-4221, E-mail : sale@spscon.com., www.spscon.com

High Volume PM-10 Air Sampler Calibration Report

Calibration Method : Multipoint Orifice Flow Transfer Standard

Model : TE 5025A

S/N : 3611

Calibration Data

High Volume PM-10 Data		Calibration Data		
Recorder No.	Blower No.	Date	Actual Flowrate (ft ³ /min)	R ²
B01	B01	02/05/2023	$y = 1.229x - 0.738$	0.998
B02	B02	03/05/2023	$y = 1.024x + 2.738$	0.999
B03	B03	04/05/2023	$y = 1.265x - 6.624$	0.996
B04	B04	04/05/2023	$y = 1.213x - 4.170$	0.999
B05	B05	02/05/2023	$y = 1.240x - 5.164$	0.998
B06	B06	02/05/2023	$y = 1.196x - 4.232$	0.995
B07	B07	03/05/2023	$y = 1.256x - 5.478$	0.998
B08	B08	04/05/2023	$y = 1.215x - 2.945$	0.995
B09	B09	03/05/2023	$y = 1.199x - 3.875$	0.998
B10	B10	03/05/2023	$y = 1.281x - 8.260$	0.998
B11	B11	03/05/2023	$y = 1.311x - 9.505$	0.996
B12	B12	04/05/2023	$y = 1.289x - 6.825$	0.998
B13	B13	04/05/2023	$y = 1.267x - 6.736$	0.997
B14	B14	04/05/2023	$y = 1.218x - 4.099$	0.995
B15	B15	04/05/2023	$y = 1.158x - 0.666$	0.995
B16	B16	03/05/2023	$y = 1.259x - 1.610$	1.000
B17	B17	02/05/2023	$y = 1.266x - 6.673$	0.998
B18	B18	02/05/2023	$y = 1.205x - 3.107$	0.999
B19	B19	03/05/2023	$y = 1.108x + 0.786$	0.999
B20	B20	03/05/2023	$y = 1.193x - 4.089$	0.996
B21	B21	03/05/2023	$y = 1.252x - 3.159$	0.995
B22	B22	03/05/2023	$y = 1.256x - 6.331$	0.996
B23	B23	03/05/2023	$y = 1.207x - 3.098$	0.997
B24	B24	03/05/2023	$y = 1.298x - 8.224$	0.997
B25	B25	03/05/2023	$y = 1.209x - 5.271$	0.999
B26	B26	03/05/2023	$y = 1.204x - 3.755$	0.999
B27	B27	02/05/2023	$y = 1.278x - 8.286$	0.999
B28	B28	03/05/2023	$y = 1.165x - 3.132$	0.997
B29	B29	04/05/2023	$y = 1.228x - 6.940$	0.995
B30	B30	04/05/2023	$y = 1.140x - 1.179$	0.996
B31	B31	04/05/2023	$y = 1.134x + 2.226$	0.999
B32	B32	04/05/2023	$y = 1.166x - 1.023$	0.999
B33	B33	04/05/2023	$y = 1.261x - 9.211$	0.998
B34	B34	04/05/2023	$Y = 1.254x - 3.650$	0.999

**QUALITY CALIBRATION CO.,LTD.**

235 Petchkasem 63/2 Road, Laksong, Bangkae, Bangkok 10160

Tel (662) 421-5402, (662) 444-0152-3, Fax (662) 809-4584

www.qcalibration.com

CERTIFICATE No : 23M2441

REFERENCE No : 68471-1

PAGE : 1 OF 2

Certificate of Calibration

EQUIPMENT : DIGITAL BALANCE

MANUFACTURER : METTLER TOLEDO

MODEL : XS105DU

SERIAL No : 1126422905


ID No : BA 05/50

CONDITION AS RECEIVED : USED ITEM

SUBMITTED BY : S.P.S. CONSULTING SERVICE CO., LTD.
7 SOI PHAHOLYOTHIN 24, PHAHOLYOTHIN RD.,
JOMPOL, CHATUCHAK, BANGKOK 10900

CALIBRATED BY : ATSAWIN Y.

CALIBRATION DATE : 10-Mar-23

APPROVED BY : 

ISSUED DATE : 16-Mar-23

RECEIVED DATE : 10-Mar-23

THIS CERTIFICATE MAY NOT BE REPRODUCED OTHER THAN IN FULL EXCEPT WITH THE PRIOR WRITTEN APPROVAL OF
QUALITY CALIBRATION CO., LTD.



CERTIFICATE No : 23M2441

PAGE : 2 OF 2

Calibration Report

EQUIPMENT : DIGITAL BALANCE MODEL : XS105DU
MANUFACTURER : METTLER TOLEDO S/N : 1126422905
ID No : BA 05/50 RECEIVED DATE : 10-Mar-23
AIR PRESSURE : 1010mbar \pm 1mbar CALIBRATION DATE : 10-Mar-23
AMBIENT TEMPERATURE : 23°C \pm 1°C RELATIVE HUMIDITY : 49 %RH \pm 10 % RH

CONDITION OF THIS RESULTS OF CALIBRATION

1. THIS INSTRUMENT WAS CALIBRATED BY ACCORDING TO UKAS LAB 14 EDITION 6:2019 BY USING KNOWN WEIGHT STANDARD WEIGHT. THE BALANCE WAS NOT ADJUSTED BEFORE CALIBRATION. THE BALANCE HAS NO ZERO TRACKING FUNCTION. REPEATABILITY WAS MEASURED BY USING 10 REPEATED MEASUREMENTS. LINEARITY WAS MEASURED COVERING 10 POINTS, EVENLY SPREAD OVER THE RANGE. THE INSTRUMENT WAS SET ZERO BEFORE PERFORMING THE LINEARITY TEST. OFF-CENTER LOADING WAS MEASURED BY USING STANDARD WEIGHTS PLACED ON THE PAN AND MOVED TO VARIOUS POSITIONS ON THE PAN.

2. REFERENCE STANDARD INSTRUMENTS :-

INSTRUMENT	MODEL	SERIAL No	CERTIFICATE No	DUE DATE
1) STANDARD WEIGHT SET	E2	QK-I-151	M2302013S	02-Feb-25
2) STANDARD WEIGHT	E2	15843	M2302014S	02-Feb-25

3. THIS RESULT WAS FOUND ACCURATE AS SHOWN ON DATE AND PLACE OF CALIBRATION ONLY.

4. THIS RESULT EXCLUDE LONG TERM STABILITY OF THE UNIT UNDER CALIBRATION.

5. THIS CERTIFICATE IS TRACEABLE TO THE INTERNATIONAL SYSTEM OF UNIT MAINTAINED AT:-

- NATIONAL INSTITUTE OF METROLOGY (THAILAND) THROUGH CENTRAL BUREAU OF WEIGHTS&MEASURES

RESULT OF CALIBRATION :- WITHOUT ADJUSTMENT

1. ZERO SETTING FUNCTION : NORMAL

2. TARE FUNCTION : NORMAL

3. REPEATABILITY OF READING AT 200 g WAS 0 g

4. DEPARTURE FROM NOMINAL VALUE/ LINEARITY

NOMINAL VALUE (g)	BALANCE READING (g)	CORRECTION (g)	UNCERTAINTY (\pm g)
0.00	0.00000	0.00000	0.000039
0.02	0.02000	0.00000	0.000039
0.10	0.10000	0.00000	0.000039
0.20	0.20001	-0.00001	0.000040
0.50	0.50001	-0.00001	0.000040
1.00	1.00000	0.00000	0.000041
2.00	2.00003	-0.00003	0.000042
5.00	5.00001	-0.00001	0.000046
10.00	10.00003	-0.00003	0.000053
20.00	20.00005	-0.00005	0.000067
50.00	50.00001	-0.00001	0.00011
100.00	100.00001	-0.00001	0.00019
200.00	200.00001	-0.00001	0.00032

5. OFF CENTER LOADING ERROR



POINT	READING (g)
1	50.0000
2	50.0001
3	50.0000
4	50.0000
5	49.9999
OFF-CENTER LOADING	0.0001

NOTE: THIS CALIBRATION WAS CARRIED OUT AT THE CUSTOMER'S PLACE AT LABORATORY AREA

THE REPORTED UNCERTAINTY OF MEASUREMENT WAS BASED ON A STANDARD UNCERTAINTY MULTIPLIED BY A COVERAGE FACTOR $k=2$, PROVIDING A LEVEL OF CONFIDENCE APPROXIMATELY 95%.

END OF CALIBRATION REPORT

ลำดับที่ 2

ระดับเสียงในบรรยากาศ

THAILAND INSTITUTE OF SCIENTIFIC AND TECHNOLOGICAL RESEARCH (TISTR)

Request No. 21-66/0413

MTC No. EEL. BP. 109/0366

CALIBRATION CERTIFICATE

Submitted by : S.P.S. Consulting Service Co.,Ltd.

Address : 7 Soi Phaholyothin 24, Phaholyothin Road, Jompol, Chatuchak, Bangkok 10900.

Calibrated at : Electrical and Electronic Standards Laboratory, Industrial Metrology and Testing Service Centre.
: Soi 1C, Bangpoo Industrial Estate, Sukhumvit Rd., Muang, Samutprakan 10280.

Instrument Calibrated :

Description : Sound Calibrator

Manufacturer : ACO

Model : 2127

Serial No. : 130006

Ambient Environment

Temperature : $(23 \pm 3) ^\circ\text{C}$

Relative Humidity : $(50 \pm 15) \%$

Ambient Pressure : $(101.325 \pm 1.500) \text{ kPa}$

Standards used : 1. Digital Function Synthesizer NF Electronic DF-193A S/N 122037.
2. Measuring Amplifier Bruel&Kjaer 2636 S/N 1537484.
3. Programmable Attenuator Tamagawa TPA-303A S/N OF 2214.
4. Digital Multimeter Agilent 34401A S/N MY44005560.
5. Pressure Transmitter Vaisala PTB202AD S/N T0650001.
6. Audio Analyzer Keithley 2015-P S/N 4106495.
7. Condenser Microphone Bruel&Kjaer 4180 S/N 2889871.

Calibration Procedure: CP-102-04 based on IEC 60942-2003. The sound pressure level of instrument was measured by standard microphone using an insert voltage technique.

This instrument has been calibrated against standards maintained at Electrical and Electronic Standards Laboratory (EEL), which are traceable to the International System of Units through the National Institute of Metrology (Thailand).

The information on actual reading is attached herewith and the uncertainty limits quoted refer to the measured values only.

Date of Receipt : 27 Mar. 2023

Date of Calibration : 29 Mar. 2023

The results relate only to the items tested/calibrated or value assigned.

Advertising the Report/Certificate and publicity of the results except in full are prohibited unless written permission is obtained from the governor of TISTR.

FM.BL.MTC.002 Rev.4

Head Office

35 Mu 3 Tambon Khlong Ha, Amphoe Khlong Luang,
Changwat Pathumthani 12120, Thailand
Tel. (66) 0 2577 9000
Fax. (66) 0 2577 9009
E-mail : rumpai@tistr.or.th Website:www.tistr.or.th

Office/Laboratory

Soi 1C, Bangpoo Industrial Estate, Sukhumvit Road,
Amphoe Muang, Changwat Samutprakan 10280, Thailand
Tel. (66) 0 2323 1672-80 ext. 115, 116
Fax. (66) 0 2323 9165
E-mail : mtc@tistr.or.th

Office

196 Phahonyothin Road, Chatuchak, Bangkok 10900,
Thailand
Tel. (66) 0 2579 1121-30 ext. 5219, 5225, 5217
Fax. (66) 0 2579 8592
E-mail : sumalee@tistr.or.th

THAILAND INSTITUTE OF SCIENTIFIC AND TECHNOLOGICAL RESEARCH (TISTR)

Request No. 21-66/0413

MTC No. EEL. BP. 109/0366

The reported expanded uncertainty is based upon a standard uncertainty multiplied by a coverage factor $k = 2$, providing a level of confidence of approximately 95%.

Nominal Output of Unit Under Test = 94 dB re 20 μ Pa at 1000 Hz

Acoustic Output in dB re 20 μ Pa , Corrected to Reference Conditions : 101.325 kPa , 23.0°C and 50 %RH

1. Sound Pressure Level

Standard Microphone Type	Measured Sound Pressure Level (dB)	Deviated value (dB)	Uncertainty (dB)	Tolerance limit IEC60942:2003 Class 1
1/2 inch Bruel&Kjaer 4180	93.94	-0.06	± 0.10	± 0.40 dB

2. Frequency

Standard Microphone Type	Measured Frequency (Hz)	Deviated value (Hz)	Uncertainty (Hz)	Tolerance limit IEC60942:2003 Class 1
1/2 inch Bruel&Kjaer 4180	999.9	-0.1	± 1.5	$\pm 1.0\%$

3. Total distortion


Standard Microphone Type	Measured Total distortion (%)	Uncertainty (%)	Tolerance limit IEC60942:2003 Class 1
1/2 inch Bruel&Kjaer 4180	1.80	± 0.50	$\pm 3.0\%$

Note : 1. No adjustment.

2. The calibrator pressure correction was not included.

3. The microphone volume correction was not included.

Calibrated by :



Approved by :



Electrical and Electronic Standards Laboratory

Industrial Metrology and Testing Service Centre

Date of Calibration : 29 Mar. 2023

Date of Issue : 30 Mar. 2023

Ref : 2011266032701228001

End of Certificate

2 / 2

The results relate only to the items tested/calibrated or value assigned.

Advertising the Report/Certificate and publicity of the results except in full are prohibited unless written permission is obtained from the governor of TISTR.

FM.BL.MTC.002 Rev.4

Head Office

35 Mu 3 Tambon Khlong Ha, Amphoe Khlong Luang,
Changwat Pathumthani 12120, Thailand
Tel. (66) 0 2577 9000
Fax. (66) 0 2577 9009
E-mail : rumpai@tistr.or.th Website:www.tistr.or.th

Office/Laboratory

Soi 1C, Bangpoo Industrial Estate, Sukhumvit Road,
Amphoe Muang, Changwat Samutprakan 10280, Thailand
Tel. (66) 0 2323 1672-80 ext. 115, 116
Fax. (66) 0 2323 9165
E-mail : mtc@tistr.or.th

Office

196 Phahonyothin Road, Chatuchak, Bangkok 10900,
Thailand
Tel. (66) 0 2579 1121-30 ext. 5219, 5225, 5217
Fax. (66) 0 2579 8592
E-mail : sumalee@tistr.or.th



บริษัท เอส.พี.เอส. คอนซัลติ้ง เซอร์วิส จำกัด
S.P.S. CONSULTING SERVICE CO., LTD.
7 ซอยพหลโยธิน 24 ถนนพหลโยธิน แขวงจอมพล เขตจตุจักร กรุงเทพฯ 10900
7 Soi Phaholyothin 24, Phaholyothin Rd., Jompol, Chatuchak, Bangkok 10900
Tel : (662) 939-4370-72, Fax : (662) 513-4221, E-mail : sale@spscon.com, www.spscon.com

Noise B_079/23

Sound Level Meter Calibration Report

Acoustic Calibrator Data

Brand	ACO	Number	AC 03/56
Model	2127	Serial No.	130006
Calibration Range	94 dB, 1000 Hz	Last Calibration	28 April 2022
		Due Date	28 April 2023

Calibration Data

Sound Level Meter Data				Calibration Data		
SLM No.	Brand	Model	Serial No.	Date	Actual Reading [dB]	
					Before Adjustment	After Adjustment
ACO-B36	ACO	6236	00192027	10 March 2023	94.1	94.0
Acoustic Certified Value : Thailand Institute of Scientific and Technological Research (TISTR)					93.93 ± 0.10 dB	

Calibrated by :

Approved by :

ลำดับที่ 3

คุณภาพน้ำทิ้ง

**QUALITY CALIBRATION CO.,LTD.**

235 Petchkasem 63/2 Road, Laksong, Bangkae, Bangkok 10160

Tel (662) 421-5402, (662) 444-0152-3, Fax (662) 809-4584



CERTIFICATE No : 22E9693

REFERENCE No : 66476-1

PAGE : 1 OF 3

Certificate of Calibration

EQUIPMENT : pH METER

MANUFACTURER : HANNA

MODEL : HI 3512

SERIAL No : TH118035


ID No : pH 04/56

CONDITION AS RECEIVED : USED ITEM

SUBMITTED BY : S.P.S. CONSULTING SERVICE CO., LTD.
7 SOI PHAHOLYOTHIN 24, PHAHOLYOTHIN RD.,
JOMPOL, CHATUCHAK, BANGKOK 10900

CALIBRATED BY : ATSAWIN Y.

CALIBRATION DATE : 15-Sep-22

APPROVED BY : 

ISSUED DATE : 15-Sep-22

RECEIVED DATE : 14-Sep-22

THIS CERTIFICATE MAY NOT BE REPRODUCED OTHER THAN IN FULL EXCEPT WITH THE PRIOR WRITTEN APPROVAL OF
QUALITY CALIBRATION CO., LTD.



QUALITY CALIBRATION CO.,LTD.

235 Petchkasem 63/2 Road, Laksong, Bangkai, Bangkok 10160

Tel (662) 421-5402, (662) 444-0152-3, Fax (662) 809-4584

CERTIFICATE No : 22E9693

PAGE : 2 OF 3

Calibration Report

EQUIPMENT : pH METER
MANUFACTURER : HANNA
ID No : pH 04/56
RECEIVED DATE : 14-Sep-22
AMBIENT TEMPERATURE : 20 ° C ± 1 ° C
MODEL : HI 3512
SERIAL NUMBER : TH118035
CALIBRATION DATE : 15-Sep-22
RELATIVE HUMIDITY : 50 % RH ± 10% RH

CONDITION OF THIS RESULTS OF CALIBRATION

1. THIS INSTRUMENT WAS CALIBRATED BY DIRECT MEASUREMENT METHOD BASED ON WI-TQ-062 AND WI-TQ-063. THE DISPLAY UNIT WAS TESTED BY GENERATING STANDARD VOLTAGE TO THE UNIT AND READ THE VALUE COMPARED WITH CALCULATED VALUE. THE DISPLAY AND ELECTRODE WAS CALIBRATED BY USING STANDARD pH BUFFER
2. REFERENCE STANDARD INSTRUMENTS :-

<u>INSTRUMENT</u>	<u>MODEL</u>	<u>SERIAL No/</u> <u>LOT No</u>	<u>CERTIFICATE No</u>	<u>DUE DATE</u>
1) pH STANDARD SOLUTION	00651-06	CC719181	4880-12119147	05-Apr-23
2) pH STANDARD SOLUTION	00651-08	CC718727	4881-12110709	31-Mar-23
3) pH STANDARD SOLUTION	00651-10	CC717045	4882-12065386	17-Mar-23
4) PROCESS CALIBRATOR	CA150	91S6079	22E1145	31-Mar-23
5) BATH	260014	1247 48074	22T9870	13-Sep-23
6) THERMOMETER WITH PROBE	421504	55000379	22T9904	13-Sep-23

3. THIS RESULT WAS FOUND ACCURATE AS SHOWN ON DATE AND PLACE OF CALIBRATION ONLY.

4. THIS RESULT EXCLUDE LONG TERM STABILITY OF THE UNIT UNDER CALIBRATION.

5. THIS CERTIFICATE IS TRACEABLE TO SI UNIT MAINTAINED AT :-

- NATIONAL INSTITUTE OF STANDARD AND TECHNOLOGY, USA.
- NATIONAL INSTITUTE OF METROLOGY (THAILAND)

RESULT OF CALIBRATION : ADJUSTMENT

1. DISPLAY UNIT ONLY

SLOPE FACTOR $k = 2.303 \text{ RT/F} = 59 \text{ mV/pH}$

mV APPLIED	UUC READING (mV)	CORRECTION (mV)	UUC READING (pH)	UNCERTAINTY OF MEASUREMENT (± mV)	COVERAGE FACTOR k
414.11	414.8	-0.69	-0.171	0.14	2.0
354.95	355.6	-0.65	0.860	0.14	2.0
295.80	296.4	-0.60	1.892	0.14	2.0
236.64	237.2	-0.56	2.922	0.14	2.0
177.48	178.0	-0.52	3.954	0.14	2.0
118.32	118.8	-0.48	4.985	0.14	2.0
59.16	59.7	-0.54	6.016	0.14	2.0
0.00	0.5	-0.50	7.049	0.14	2.0
-59.16	-58.8	-0.36	8.136	0.14	2.0
-118.32	-117.9	-0.42	9.223	0.14	2.0
-177.48	-177.1	-0.38	10.311	0.14	2.0
-236.64	-236.3	-0.34	11.399	0.14	2.0
-295.80	-295.5	-0.30	12.487	0.14	2.0
-354.95	-354.7	-0.25	13.575	0.14	2.0
-414.11	-413.9	-0.21	14.662	0.14	2.0

END OF CALIBRATION REPORT PAGE 2 OF 3

**QUALITY CALIBRATION CO.,LTD.**

235 Petchkasem 63/2 Road, Laksong, Bangkae, Bangkok 10160

Tel (662) 421-5402, (662) 444-0152-3, Fax (662) 809-4584

CERTIFICATE No : 22E9693

PAGE : 3 OF 3

Calibration Report**RESULT OF CALIBRATION (CONTINUE) :****2. DISPLAY UNIT WITH pH ELECTRODE S/N: 09081C6M**

STANDARD pH BUFFER SOLUTION (pH)	UUC READING (pH)	CORRECTION (pH)	VALUE BEFORE ADJUSTMENT	UNCERTAINTY OF MEASUREMENT (\pm pH)	COVERAGE FACTOR k
4.007	4.007	0.000	3.996	0.012	2.0
7.004	7.006	-0.002	6.944	0.012	2.0
10.016	10.012	0.004	10.194	0.014	2.0

3. DISPLAY UNIT WITH TEMPERATURE

STANDARD READING (°C)	UUC READING (°C)	CORRECTION (°C)	VALUE BEFORE ADJUSTMENT	UNCERTAINTY OF MEASUREMENT (\pm °C)	COVERAGE FACTOR k
25.003	25.0	0.003	---	0.0085	2.0

4. PERCENT SLOPE 100%

UUC : UNIT UNDER CALIBRATION

THE REPORTED UNCERTAINTY OF MEASUREMENT WAS BASED ON A STANDARD UNCERTAINTY MULTIPLIED BY A COVERAGE FACTOR k, PROVIDING A LEVEL OF CONFIDENCE APPROXIMATELY 95%.

END OF CALIBRATION REPORT



CERTIFICATE No : 22M2569

REFERENCE No : 64386-3

PAGE : 1 OF 2

Certificate of Calibration

EQUIPMENT : DIGITAL BALANCE

MANUFACTURER : SARTORIUS

MODEL : BSA224S-CW

SERIAL No : 36591843

ID No : BA 09/61

CONDITION AS RECEIVED : USED ITEM

SUBMITTED BY : S.P.S. CONSULTING SERVICE CO., LTD.
7 SOI PHAHOLYOTHIN 24, PHAHOLYOTHIN RD.,
JOMPOL, CHATUCHAK, BANGKOK 10900

CALIBRATED BY : TETNITHI W.

CALIBRATION DATE : 11-Mar-22

APPROVED BY : 

ISSUED DATE : 17-Mar-22

RECEIVED DATE : 11-Mar-22



CERTIFICATE No : 22M2569

PAGE : 2 OF 2

Calibration Report

EQUIPMENT	:	DIGITAL BALANCE	MODEL	:	BSA224S-CW
MANUFACTURER	:	SARTORIUS	S/N	:	36591843
ID No	:	BA 09/61	RECEIVED DATE	:	11-Mar-22
AIR PRESSURE	:	1008mbar \pm 1mbar	CALIBRATION DATE	:	11-Mar-22
AMBIENT TEMPERATURE	:	22° C \pm 1° C	RELATIVE HUMIDITY	:	51 %RH \pm 10 % RH

CONDITION OF THIS RESULTS OF CALIBRATION

1. THIS INSTRUMENT WAS CALIBRATED BY ACCORDING TO UKAS LAB 14 EDITION 6:2019 BY USING KNOWN WEIGHT STANDARD WEIGHT. THE BALANCE WAS ADJUSTED USING WEIGHT OF QUALITY CALIBRATION TO ADJUST. THE BALANCE HAS NO ZERO TRACKING FUNCTION. REPEATABILITY WAS MEASURED BY USING 10 REPEATED MEASUREMENTS. LINEARITY WAS MEASURED COVERING 10 POINTS, EVENLY SPREAD OVER THE RANGE. THE INSTRUMENT WAS SET ZERO BEFORE PERFORMING THE LINEARITY TEST. OFF-CENTER LOADING WAS MEASURED BY USING STANDARD WEIGHTS PLACED ON THE PAN AND MOVED TO VARIOUS POSITIONS ON THE PAN.

2. REFERENCE STANDARD INSTRUMENTS :-

<u>INSTRUMENT</u>	<u>MODEL</u>	<u>SERIAL No</u>	<u>CERTIFICATE No</u>	<u>DUE DATE</u>
1) STANDARD WEIGHT SET	E2	QK-I-151	C02210415	09-Feb-23

3. THIS RESULT WAS FOUND ACCURATE AS SHOWN ON DATE AND PLACE OF CALIBRATION ONLY.

4. THIS RESULT EXCLUDE LONG TERM STABILITY OF THE UNIT UNDER CALIBRATION.

5. THIS CERTIFICATE IS TRACEABLE TO THE INTERNATIONAL SYSTEM OF UNIT MAINTAINED AT:-

- NATIONAL INSTITUTE OF METROLOGY (THAILAND) THROUGH CENTRAL BUREAU OF WEIGHTS&MEASURES

RESULT OF CALIBRATION :- WITHOUT ADJUSTMENT

1. ZERO SETTING FUNCTION : NORMAL

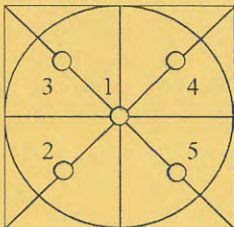
2. TARE FUNCTION : NORMAL

3. REPEATABILITY OF READING AT 200 g WAS 0.000048 g

4. DEPARTURE FROM NOMINAL VALUE/ LINEARITY

NOMINAL VALUE (g)	BALANCE READING (g)	CORRECTION (g)	UNCERTAINTY (\pm g)
0.00	0.0000	0.0000	0.000078
0.10	0.1000	0.0000	0.000078
0.20	0.2000	0.0000	0.000078
0.50	0.5000	0.0000	0.000079
1.00	1.0000	0.0000	0.000079
2.00	2.0000	0.0000	0.000080
5.00	5.0000	0.0000	0.000081
10.00	10.0000	0.0000	0.000084
20.00	20.0000	0.0000	0.000089
50.00	50.0000	0.0000	0.00011
100.00	100.0000	0.0000	0.00019
200.00	199.9999	0.0001	0.00032

5. OFF CENTER LOADING ERROR



POINT	READING (g)
1	99.9999
2	99.9999
3	100.0000
4	99.9999
5	99.9998
OFF-CENTER LOADING	0.0001

NOTE: THIS CALIBRATION WAS CARRIED OUT AT THE CUSTOMER'S PLACE AT PRODUCTION AREA

THE REPORTED UNCERTAINTY OF MEASUREMENT WAS BASED ON A STANDARD UNCERTAINTY MULTIPLIED BY A COVERAGE FACTOR $k=2$, PROVIDING A LEVEL OF CONFIDENCE APPROXIMATELY 95%.

END OF CALIBRATION REPORT

**QUALITY CALIBRATION CO.,LTD.**

235 Petchkasem 63/2 Road, Laksong, Bangkae, Bangkok 10160

Tel (662) 421-5402, (662) 444-0152-3, Fax (662) 809-4584

www.qcalibration.com

CERTIFICATE No : 23M2442

REFERENCE No : 68471-2

PAGE : 1 OF 2

Certificate of Calibration

EQUIPMENT : DIGITAL BALANCE

MANUFACTURER : SARTORIUS

MODEL : BSA224S-CW

SERIAL No : 36591843

ID No : BA 09/61

CONDITION AS RECEIVED : USED ITEM

SUBMITTED BY : S.P.S. CONSULTING SERVICE CO., LTD.
7 SOI PHAHOLYOTHIN 24, PHAHOLYOTHIN RD.,
JOMPOL, CHATUCHAK, BANGKOK 10900

CALIBRATED BY : ATSAWIN Y.

CALIBRATION DATE : 10-Mar-23

APPROVED BY : 

ISSUED DATE : 16-Mar-23

RECEIVED DATE : 10-Mar-23

THIS CERTIFICATE MAY NOT BE REPRODUCED OTHER THAN IN FULL EXCEPT WITH THE PRIOR WRITTEN APPROVAL OF
QUALITY CALIBRATION CO., LTD.



CERTIFICATE No : 23M2442

PAGE : 2 OF 2

Calibration Report

EQUIPMENT : DIGITAL BALANCE MODEL : BSA224S-CW
MANUFACTURER : SARTORIUS S/N : 36591843
ID No : BA 09/61 RECEIVED DATE : 10-Mar-23
AIR PRESSURE : 1010mbar \pm 1mbar CALIBRATION DATE : 10-Mar-23
AMBIENT TEMPERATURE : 23° C \pm 1° C RELATIVE HUMIDITY : 49 %RH \pm 10 % RH

CONDITION OF THIS RESULTS OF CALIBRATION

1. THIS INSTRUMENT WAS CALIBRATED BY ACCORDING TO UKAS LAB 14 EDITION 6:2019 BY USING KNOWN WEIGHT STANDARD WEIGHT. THE BALANCE WAS NOT ADJUSTED BEFORE CALIBRATION. THE BALANCE HAS NO ZERO TRACKING FUNCTION. REPEATABILITY WAS MEASURED BY USING 10 REPEATED MEASUREMENTS. LINEARITY WAS MEASURED COVERING 10 POINTS, EVENLY SPREAD OVER THE RANGE. THE INSTRUMENT WAS SET ZERO BEFORE PERFORMING THE LINEARITY TEST. OFF-CENTER LOADING WAS MEASURED BY USING STANDARD WEIGHTS PLACED ON THE PAN AND MOVED TO VARIOUS POSITIONS ON THE PAN.

2. REFERENCE STANDARD INSTRUMENTS :-

INSTRUMENT	MODEL	SERIAL No	CERTIFICATE No	DUE DATE
1) STANDARD WEIGHT SET	E2	QK-I-151	M2302013S	02-Feb-25
2) STANDARD WEIGHT	E2	15843	M2302014S	02-Feb-25

3. THIS RESULT WAS FOUND ACCURATE AS SHOWN ON DATE AND PLACE OF CALIBRATION ONLY.

4. THIS RESULT EXCLUDE LONG TERM STABILITY OF THE UNIT UNDER CALIBRATION.

5. THIS CERTIFICATE IS TRACEABLE TO THE INTERNATIONAL SYSTEM OF UNIT MAINTAINED AT:-

- NATIONAL INSTITUTE OF METROLOGY (THAILAND) THROUGH CENTRAL BUREAU OF WEIGHTS&MEASURES

RESULT OF CALIBRATION :- WITHOUT ADJUSTMENT

1. ZERO SETTING FUNCTION : NORMAL

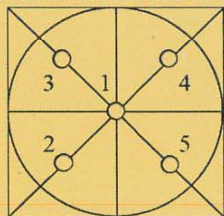
2. TARE FUNCTION : NORMAL

3. REPEATABILITY OF READING AT 200 g WAS 0 g

4. DEPARTURE FROM NOMINAL VALUE/ LINEARITY

NOMINAL VALUE (g)	BALANCE READING (g)	CORRECTION (g)	UNCERTAINTY (\pm g)
0.0	0.0000	0.0000	0.000058
0.1	0.1000	0.0000	0.000059
0.2	0.2000	0.0000	0.000059
0.5	0.5000	0.0000	0.000060
1.0	1.0000	0.0000	0.000060
2.0	2.0000	0.0000	0.000061
5.0	5.0000	0.0000	0.000063
10.0	10.0000	0.0000	0.000067
20.0	20.0001	-0.0001	0.000073
50.0	50.0000	0.0000	0.00011
100.0	100.0001	-0.0001	0.00019
200.0	200.0000	0.0000	0.00032

5. OFF CENTER LOADING ERROR



POINT	READING (g)
1	100.0000
2	99.9999
3	99.9998
4	100.0001
5	100.0000
OFF-CENTER LOADING	0.0002

NOTE: THIS CALIBRATION WAS CARRIED OUT AT THE CUSTOMER'S PLACE AT LABORATORY AREA

THE REPORTED UNCERTAINTY OF MEASUREMENT WAS BASED ON A STANDARD UNCERTAINTY MULTIPLIED BY A COVERAGE FACTOR $k=2$, PROVIDING A LEVEL OF CONFIDENCE APPROXIMATELY 95%.

END OF CALIBRATION REPORT

CERT.No.: HS-U017D

Calibration Date : 3 Apr 23
Submitted by : S.P.S CONSULTING SERVICE CO.,LTD
7 Soi Phaholyothin 24, Phaholyothin Rd., Jompol,
Chatuchak, Bangkok, Thailand 10900

Avg Room Temp : 20 °C
Avg Water Temp : 20 °C
Air Pressure : 760.00 mmHg
Salinity : 0 ppt

Model : YSI 5000
S/N : 15B100751
Probe : YSI 5010
S/N : 22D100097
ID NO. : -
Air Temp ref : S/N. E00522
Barometric ref : S/N. E00522
Water Temp ref : S/N. 11431
Technician : Kittipong M.

Calibration Details



Calibration Point	100% air sat. (@20 °C, DO = 9.09 mg/l)	(status)	(status)
Measurement 1 (mg/l)	9.08	(PASS)	-
Measurement 2 (mg/l)	9.08	(PASS)	-
Measurement 3 (mg/l)	9.08	(PASS)	-
Measurement 4 (mg/l)	9.08	(PASS)	-
Measurement 5 (mg/l)	9.08	(PASS)	-
Measurement 6 (mg/l)	9.08	(PASS)	-
Measurement 7 (mg/l)	9.08	(PASS)	-
Measurement 8 (mg/l)	9.08	(PASS)	-
Measurement 9 (mg/l)	9.08	(PASS)	-
Measurement 10 (mg/l)	9.08	(PASS)	-
Mean Measurement	9.08	mg/l	-
Inaccuracy	0.01	mg/l	-

Overall Status (PASS)

Manufacturer Specification

Accuracy = +/- 0.02 mg/l

- 1) This certificate is issued based on the result that are found as shown on date and place of test only.
- 2) The calibration procedure followed in accordance with Harikul Science Co., Ltd.
- 3) This result shall not be used for advertising purpose.



ลำดับที่ 4

คุณภาพน้ำทะเล



QUALITY CALIBRATION CO.,LTD.

235 Petchkasem 63/2 Road, Laksong, Bangkae, Bangkok 10160
Tel (662) 421-5402, (662) 444-0152-3, Fax (662) 809-4584



CERTIFICATE No : 22E9693
REFERENCE No : 66476-1

PAGE : 1 OF 3

Certificate of Calibration

EQUIPMENT : pH METER
MANUFACTURER : HANNA
MODEL : HI 3512
SERIAL No : TH118035
ID No : pH 04/56
CONDITION AS RECEIVED : USED ITEM
SUBMITTED BY : S.P.S. CONSULTING SERVICE CO., LTD.
7 SOI PHAHOLYOTHIN 24, PHAHOLYOTHIN RD.,
JOMPOL, CHATUCHAK, BANGKOK 10900

CALIBRATED BY : ATSAWIN Y.

CALIBRATION DATE : 15-Sep-22

APPROVED BY :

ISSUED DATE : 15-Sep-22

RECEIVED DATE : 14-Sep-22

THIS CERTIFICATE MAY NOT BE REPRODUCED OTHER THAN IN FULL EXCEPT WITH THE PRIOR WRITTEN APPROVAL OF
QUALITY CALIBRATION CO., LTD.



QUALITY CALIBRATION CO.,LTD.

235 Petchkasem 63/2 Road, Laksong, Bangkai, Bangkok 10160

Tel (662) 421-5402, (662) 444-0152-3, Fax (662) 809-4584

CERTIFICATE No : 22E9693

PAGE : 2 OF 3

Calibration Report

EQUIPMENT : pH METER
MANUFACTURER : HANNA
ID No : pH 04/56
RECEIVED DATE : 14-Sep-22
AMBIENT TEMPERATURE : 20 ° C ± 1 ° C
MODEL : HI 3512
SERIAL NUMBER : TH118035
CALIBRATION DATE : 15-Sep-22
RELATIVE HUMIDITY : 50 % RH ± 10% RH

CONDITION OF THIS RESULTS OF CALIBRATION

1. THIS INSTRUMENT WAS CALIBRATED BY DIRECT MEASUREMENT METHOD BASED ON WI-TQ-062 AND WI-TQ-063. THE DISPLAY UNIT WAS TESTED BY GENERATING STANDARD VOLTAGE TO THE UNIT AND READ THE VALUE COMPARED WITH CALCULATED VALUE. THE DISPLAY AND ELECTRODE WAS CALIBRATED BY USING STANDARD pH BUFFER
2. REFERENCE STANDARD INSTRUMENTS :-

<u>INSTRUMENT</u>	<u>MODEL</u>	<u>SERIAL No/</u> <u>LOT No</u>	<u>CERTIFICATE No</u>	<u>DUE DATE</u>
1) pH STANDARD SOLUTION	00651-06	CC719181	4880-12119147	05-Apr-23
2) pH STANDARD SOLUTION	00651-08	CC718727	4881-12110709	31-Mar-23
3) pH STANDARD SOLUTION	00651-10	CC717045	4882-12065386	17-Mar-23
4) PROCESS CALIBRATOR	CA150	91S6079	22E1145	31-Mar-23
5) BATH	260014	1247 48074	22T9870	13-Sep-23
6) THERMOMETER WITH PROBE	421504	55000379	22T9904	13-Sep-23

3. THIS RESULT WAS FOUND ACCURATE AS SHOWN ON DATE AND PLACE OF CALIBRATION ONLY.
4. THIS RESULT EXCLUDE LONG TERM STABILITY OF THE UNIT UNDER CALIBRATION.
5. THIS CERTIFICATE IS TRACEABLE TO SI UNIT MAINTAINED AT :-
 - NATIONAL INSTITUTE OF STANDARD AND TECHNOLOGY, USA.
 - NATIONAL INSTITUTE OF METROLOGY (THAILAND)

RESULT OF CALIBRATION : ADJUSTMENT

1. DISPLAY UNIT ONLY

SLOPE FACTOR $k = 2.303 \text{ RT/F} = 59 \text{ mV/pH}$

mV APPLIED	UUC READING (mV)	CORRECTION (mV)	UUC READING (pH)	UNCERTAINTY OF MEASUREMENT (± mV)	COVERAGE FACTOR k
414.11	414.8	-0.69	-0.171	0.14	2.0
354.95	355.6	-0.65	0.860	0.14	2.0
295.80	296.4	-0.60	1.892	0.14	2.0
236.64	237.2	-0.56	2.922	0.14	2.0
177.48	178.0	-0.52	3.954	0.14	2.0
118.32	118.8	-0.48	4.985	0.14	2.0
59.16	59.7	-0.54	6.016	0.14	2.0
0.00	0.5	-0.50	7.049	0.14	2.0
-59.16	-58.8	-0.36	8.136	0.14	2.0
-118.32	-117.9	-0.42	9.223	0.14	2.0
-177.48	-177.1	-0.38	10.311	0.14	2.0
-236.64	-236.3	-0.34	11.399	0.14	2.0
-295.80	-295.5	-0.30	12.487	0.14	2.0
-354.95	-354.7	-0.25	13.575	0.14	2.0
-414.11	-413.9	-0.21	14.662	0.14	2.0

END OF CALIBRATION REPORT PAGE 2 OF 3



QUALITY CALIBRATION CO.,LTD.

235 Petchkasem 63/2 Road, Laksong, Bangkae, Bangkok 10160

Tel (662) 421-5402, (662) 444-0152-3, Fax (662) 809-4584

CERTIFICATE No : 22E9693

PAGE : 3 OF 3

Calibration Report

RESULT OF CALIBRATION (CONTINUE) :

2. DISPLAY UNIT WITH pH ELECTRODE S/N: 09081C6M

STANDARD pH BUFFER SOLUTION (pH)	UUC READING (pH)	CORRECTION (pH)	VALUE BEFORE ADJUSTMENT	UNCERTAINTY OF MEASUREMENT (\pm pH)	COVERAGE FACTOR k
4.007	4.007	0.000	3.996	0.012	2.0
7.004	7.006	-0.002	6.944	0.012	2.0
10.016	10.012	0.004	10.194	0.014	2.0

3. DISPLAY UNIT WITH TEMPERATURE

STANDARD READING ($^{\circ}$ C)	UUC READING ($^{\circ}$ C)	CORRECTION ($^{\circ}$ C)	VALUE BEFORE ADJUSTMENT	UNCERTAINTY OF MEASUREMENT (\pm $^{\circ}$ C)	COVERAGE FACTOR k
25.003	25.0	0.003	---	0.0085	2.0

4. PERCENT SLOPE 100%

UUC : UNIT UNDER CALIBRATION

THE REPORTED UNCERTAINTY OF MEASUREMENT WAS BASED ON A STANDARD UNCERTAINTY MULTIPLIED BY A COVERAGE FACTOR k, PROVIDING A LEVEL OF CONFIDENCE APPROXIMATELY 95%.

END OF CALIBRATION REPORT

Certificate of Calibration

Certificate No. : 66-400065-2

Page : 1 of 2

Submitted by : S. P. S Consulting Service Co.,Ltd.

7 Soi Phaholyothin 24, Phaholyothin Rd., Jompol, Chatuchak, Bangkok 10900

Equipment : Liquid in Glass Thermometer

Manufacturer : SK

Model : N/A

Range : 0 °C to 100 °C

Resolution : 1 °C

Serial No. : N/A

Immersion : Total

ID No. : TM21/59

Environment : Ambient Temperature : (23 ± 2) °C

Relative Humidity : (50 ± 15) %

Line Voltage : (220 ± 22) VAC

Date of Received : 01 February 2023

Date of Calibration : 06 February 2023

Date of Issue : 06 February 2023

Calibrated by : Chortip Samchusri

Calibration Method : This instrument was calibrated by In-house method comparison technique CAL-M4001 based on ASTM E77-07 by compared with PRT in the liquid bath at the constant controlled temperature.

The temperature scale used was based on ITS-90


Reference Standard Instruments : This certification is traceable to the International System of Units

1. Platinum Resistance Thermometer (PRT)

ID No.	Cert. No.	Due Date	Traceability
400001	TT-0016-22	07 Feb 2024	National Institute of Metrology Thailand (NIMT)

2. Standard Digital Thermometer

ID No.	Cert. No.	Due Date	Traceability
400003	21E1850	14 Jun 2023	National Institute of Metrology Thailand (NIMT)
400004	21E1850	14 Jun 2023	National Institute of Metrology Thailand (NIMT)

Approved by : 

The Uncertainties are for a confidence probability of approximately 95%

This certificate may not be reproduced other than in full except with the prior written approval of the Calibratech Co.,Ltd.



Certificate of Calibration

Certificate No. : 66-400065-2

Page : 2 of 2

Result of Calibration : Without Adjustment

UUC Condition As-Received : Good

Function : Temperature measurement

Ice point check : UUC* reading 0 °C Standard reading 0.3606 °C

Standard Reading (°C)	UUC Reading (°C)	Correction (°C)	Uncertainty (± °C)
20.3607	20	0.4	0.31


Remark

UUC : Unit Under Calibration

This result of calibration was found accurate as shown on date and place of calibration only.

This reported uncertainty of measurement was based on a standard uncertainty multiplied by a coverage factor $k = 2$, providing a level of confidence of approximately 95%

- o0o -





TECHNOLOGY PROMOTION ASSOCIATION (THAILAND-JAPAN)
CORPORATE SERVICES 3 : EQUIPMENT CALIBRATION AND TESTING SERVICES

534/4 PATTANAKARN ROAD SOI 18, SUANLUANG, SUANLUANG BANGKOK 10250

TEL. 0-2717-3000-29 FAX. 0-2719-9484

Cert.No.: 23CH432

Page.: 1 of 2

Certificate of Calibration

Equipment : Turbidity Meter
Manufacturer : Eutech
Model : Cyberscan WL TB1000
Serial No. : 201802206
ID. No. : TB 03/61
Condition As-Received: Used Item
Received Date : 29 March 2023
Calibration Date : 30 March 2023
Reference : 2303-1034WN-1
Submitted by : S.P.S. Consulting Service Co.,Ltd.
7 Phaholyothin 24, Phaholyothin Road.,
Jompol, Chatuchak, Bangkok 10900
Ambient Temperature : (25 ± 2.5) °C
Relative Humidity : (50 ± 20) %
Calibration Procedure : In - house method : CP-CH11
based on direct measurement by
using Formazin standard solution

Calibrated by : Walalak Sirithean

Approved by :

- (☒) Malee Butkruea
(☐) Saithip Meangmai
(☐) Warakorn Lerngagtrakul

Issue Date : 31 March 2023

The Uncertainties are for a confidence probability of approximately 95%.

This certificate may not be reproduced other than in full, except with the prior written
approval of the head of Calibration and Testing Equipment Services.

A 0010867



Cert.No. : 23CH432

Page. : 2 of 2

Condition of this calibration result

1. Reference Standard Instruments :

This certification is traceable to the International System of unit (SI unit) through Technology Promotion Association (Thailand-Japan).

<u>Instruments</u>	<u>Serial No.</u>	<u>ID No.</u>	<u>Certificate No.</u>	<u>Due date</u>
1) Thermo-Hygrograph	1103328	130EC010	22H1313	12 June 2023
2) Electronic Balance	N03679	140RC001	22MM49	20 Sep 2023

2. Standard Material : The Formazin suspension has been prepared gravimetric from

<u>Material</u>	<u>Manufacturer</u>	<u>Lot No.</u>	<u>Assay</u>
1) Hexamethylenetetramine	HIMEDIA	0000493947	99.65%
2) Hydrazinium Sulfate	HIMEDIA	0000522014	99.40%

3. This certificate is valid only to the item calibrated on date and place of calibration.

Calibration result

Performing three - Formazin suspension standard curve by using 0,10,1000 NTU
Turbidity Meter Serial Number : 201802206

Standard Formazine suspension (NTU)	UUC* Reading (NTU)	Uncertainty of Measurement (\pm NTU)	Coverage Factor <i>k</i>
20	19.3	0.38	2.00
40	39.0	0.40	2.00
100	99.2	0.70	2.00
400	391	1.5	2.00

Remark

- UUC* = Unit Under Calibration
- NTU = Nephelometric Turbidity Units

The reported uncertainty of measurement was based on a standard uncertainty multiplied by a coverage factor *k*, providing a level of confidence of approximately 95 %.

-o0o-

**QUALITY CALIBRATION CO.,LTD.**

235 Petchkasem 63/2 Road, Laksong, Bangkae, Bangkok 10160

Tel (662) 421-5402, (662) 444-0152-3, Fax (662) 809-4584

www.qcalibration.com

CERTIFICATE No : 23M2442

REFERENCE No : 68471-2

PAGE : 1 OF 2

Certificate of Calibration

EQUIPMENT : DIGITAL BALANCE

MANUFACTURER : SARTORIUS

MODEL : BSA224S-CW

SERIAL No : 36591843

ID No : BA 09/61

CONDITION AS RECEIVED : USED ITEM

SUBMITTED BY : S.P.S. CONSULTING SERVICE CO., LTD.
7 SOI PHAHOLYOTHIN 24, PHAHOLYOTHIN RD.,
JOMPOL, CHATUCHAK, BANGKOK 10900

CALIBRATED BY : ATSAWIN Y.

CALIBRATION DATE : 10-Mar-23

APPROVED BY : 

ISSUED DATE : 16-Mar-23

RECEIVED DATE : 10-Mar-23

THIS CERTIFICATE MAY NOT BE REPRODUCED OTHER THAN IN FULL EXCEPT WITH THE PRIOR WRITTEN APPROVAL OF
QUALITY CALIBRATION CO., LTD.



CERTIFICATE No : 23M2442

PAGE : 2 OF 2

Calibration Report

EQUIPMENT : DIGITAL BALANCE MODEL : BSA224S-CW
MANUFACTURER : SARTORIUS S/N : 36591843
ID No : BA 09/61 RECEIVED DATE : 10-Mar-23
AIR PRESSURE : 1010mbar \pm 1mbar CALIBRATION DATE : 10-Mar-23
AMBIENT TEMPERATURE : 23° C \pm 1° C RELATIVE HUMIDITY : 49 %RH \pm 10 % RH

CONDITION OF THIS RESULTS OF CALIBRATION

1. THIS INSTRUMENT WAS CALIBRATED BY ACCORDING TO UKAS LAB 14 EDITION 6:2019 BY USING KNOWN WEIGHT STANDARD WEIGHT. THE BALANCE WAS NOT ADJUSTED BEFORE CALIBRATION. THE BALANCE HAS NO ZERO TRACKING FUNCTION. REPEATABILITY WAS MEASURED BY USING 10 REPEATED MEASUREMENTS. LINEARITY WAS MEASURED COVERING 10 POINTS, EVENLY SPREAD OVER THE RANGE. THE INSTRUMENT WAS SET ZERO BEFORE PERFORMING THE LINEARITY TEST. OFF-CENTER LOADING WAS MEASURED BY USING STANDARD WEIGHTS PLACED ON THE PAN AND MOVED TO VARIOUS POSITIONS ON THE PAN.

2. REFERENCE STANDARD INSTRUMENTS :-

INSTRUMENT	MODEL	SERIAL No	CERTIFICATE No	DUE DATE
1) STANDARD WEIGHT SET	E2	QK-I-151	M2302013S	02-Feb-25
2) STANDARD WEIGHT	E2	15843	M2302014S	02-Feb-25

3. THIS RESULT WAS FOUND ACCURATE AS SHOWN ON DATE AND PLACE OF CALIBRATION ONLY.

4. THIS RESULT EXCLUDE LONG TERM STABILITY OF THE UNIT UNDER CALIBRATION.

5. THIS CERTIFICATE IS TRACEABLE TO THE INTERNATIONAL SYSTEM OF UNIT MAINTAINED AT:-

- NATIONAL INSTITUTE OF METROLOGY (THAILAND) THROUGH CENTRAL BUREAU OF WEIGHTS&MEASURES

RESULT OF CALIBRATION :- WITHOUT ADJUSTMENT

1. ZERO SETTING FUNCTION : NORMAL

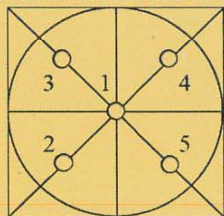
2. TARE FUNCTION : NORMAL

3. REPEATABILITY OF READING AT 200 g WAS 0 g

4. DEPARTURE FROM NOMINAL VALUE/ LINEARITY

NOMINAL VALUE (g)	BALANCE READING (g)	CORRECTION (g)	UNCERTAINTY (\pm g)
0.0	0.0000	0.0000	0.000058
0.1	0.1000	0.0000	0.000059
0.2	0.2000	0.0000	0.000059
0.5	0.5000	0.0000	0.000060
1.0	1.0000	0.0000	0.000060
2.0	2.0000	0.0000	0.000061
5.0	5.0000	0.0000	0.000063
10.0	10.0000	0.0000	0.000067
20.0	20.0001	-0.0001	0.000073
50.0	50.0000	0.0000	0.00011
100.0	100.0001	-0.0001	0.00019
200.0	200.0000	0.0000	0.00032

5. OFF CENTER LOADING ERROR



POINT	READING (g)
1	100.0000
2	99.9999
3	99.9998
4	100.0001
5	100.0000
OFF-CENTER LOADING	0.0002

NOTE: THIS CALIBRATION WAS CARRIED OUT AT THE CUSTOMER'S PLACE AT LABORATORY AREA
THE REPORTED UNCERTAINTY OF MEASUREMENT WAS BASED ON A STANDARD UNCERTAINTY MULTIPLIED BY A COVERAGE FACTOR $k=2$, PROVIDING A LEVEL OF CONFIDENCE APPROXIMATELY 95%.

END OF CALIBRATION REPORT



MIRACLE INTERNATIONAL TECHNOLOGY CO.,LTD

214 Bangwaek Rd. Bangpai Bangkae Bangkok 10160
Tel.: 0-2865-4647-8 Fax: 0-2865-4649 <http://www.mit.in.th>



CALIBRATION CERTIFICATE

Certificate No. : S2022090647-0003

Date Issued : 03-Oct-22

Customer : S.P.S. CONSULTING SERVICE CO., LTD.
7 Soi Phaholyothin 24 Phaholyothin Road., Jompol, Chatuchak,
Bangkok 10900

Equipment : Incubator

Manufacturer : BINDER

Model : BD 115

Serial No. : 12-16967

ID No./Tag No. : IN 05/56

Date Received : 30-Sep-22

Date Calibrated : 30-Sep-22

Calibrated by : Mr. Surat Aumarb

Calibration Method or Calibration Procedure Used

Standard method : CP-05 TLAS G-20.

This certificate is traceable to national standards, which realize the units of measurement according to the International System of Units (SI).

Result of Calibration

The reported uncertainty of measurement was based on standard uncertainty multiplied by a coverage factor $k = 2$, providing a level confidence approximately 95 percent.

This certificate may not be reproduced other than in full except with the prior written approval of the Miracle International Technology Company Limited.

Approved by:



Page 1 of 2

Certificate No. : S2022090647-0003

Environment : Ambient Temperature : Start record 26.5 °C, Stop record 26.6 °C
Relative Humidity : Start record 54.8 %RH, Stop record 54.6 %RH

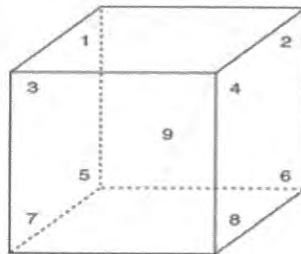
Calibration Temperature (°C)	Setting Temperature (°C)	Indicating Temperature (°C)	Measured Stability ¹ (°C)	Measured Uniformity ² (°C)	Overall Variation ³ (°C)
35	35.0	35.0	0.03	0.07	0.14
41.5	41.5	41.5	0.03	0.08	0.15

Without adjustment

Calibration Temperature (°C)	STD No. 1 (°C)	STD No. 2 (°C)	STD No. 3 (°C)	STD No. 4 (°C)	STD No. 5 (°C)	STD No. 6 (°C)	STD No. 7 (°C)	STD No. 8 (°C)	STD No. 9 (°C)	Uncertainty ⁴ ±°C
35	34.88	34.86	34.89	34.90	34.93	34.92	34.95	34.89	34.93	0.18
41.5	41.40	41.33	41.32	41.41	41.43	41.43	41.38	41.33	41.37	0.18

Note : Probe No. 9 is Reference Probe

Setting Air Fresh No. 0



Condition As-Received : Used Item

The measurement results and statements of conformity with specification only relate to the item calibrated.

Measurement Standards Used & Traceability :

The International System of Units (SI) through

MIT Certificate No. AD2207-125-0001 for Digital Thermometer with Probe (Agilent) Module 1 (73) NTC, Pt1000 Serial No. MY44024042, Due 01-Feb-23

- Notes :
1. The temperature stability is the one-half of greatest maximum difference of measured temperatures at any one probe.
 2. The temperature uniformity is the maximum difference of measured temperatures between of any probes and the measured temperature at the reference location which are observed at same time.
 3. Overall variation is the difference of maximum and minimum measured temperatures throughout observation time.
 4. The uncertainty of measurement is included temperature stability.
 5. The temperature uniformity, stability, overall variation and indicating temperature is applicable to all air or gas filled temperature controlled enclosures at atmospheric pressure.

End of Certificate